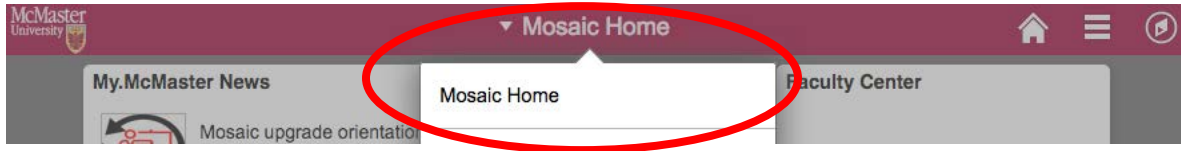
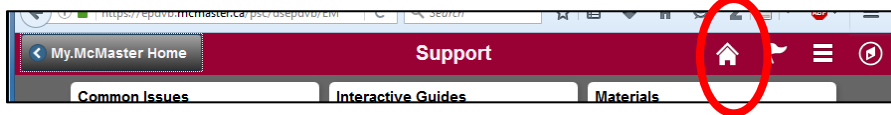


## Tips for using the new Mosaic interface efficiently

- 1) There are multiple homepages. Access them through the menu at the top of the page



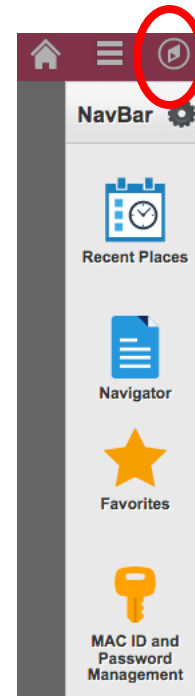
- 2) Click on a tile to access its functions. Use the house icon to return to the home page



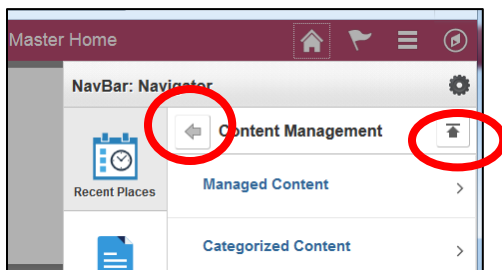
- 3) The compass icon reveals the Navigation Bar

- 4) The Navigation Bar contains:

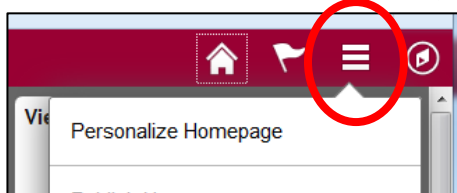
- the “Navigator” to access menu items (formerly the main menu) *including Campus Solutions*
- “Favorites” contains favorites you have already saved



- 5) The “Navigator” includes a back button and a button to jump to the top of the hierarchy



- 6) The Actions Menu lets you sign out



- 7) On small form factor devices such as mobile phones, the compass icon and home icon are placed inside the “Actions Menu.”